

BeWell: A Smartphone Application to Monitor, Model and Promote Wellbeing

Nicholas D. Lane, Mashfiqui Mohammad, Mu Lin, Xiaochao Yang,
Hong Lu, Shahid Ali, Afsaneh Doryab, Ethan Berke, Tanzeem
Choudhury, Andrew T. Campbell


Manuel Kläy
Distributed Systems Seminar
FS2012, ETHZ

Overview

- First (bigger) part about „BeWell“



- Second part some extracts from „The Mobile Sensing Platform: An Embedded Activity Recognition System“



BeWell

- Introduction
- Architecture
- Monitoring & Modeling Wellbeing
- Implementation
- Evaluation

Introduction

- The way we live has a impact on our health.
- Nutrition, sleep, physical activity, socialization have an influence on high-blood pressure, stress, diabetes, depression.
- No tools available to support the busy user in self-management, wellbeing and health.

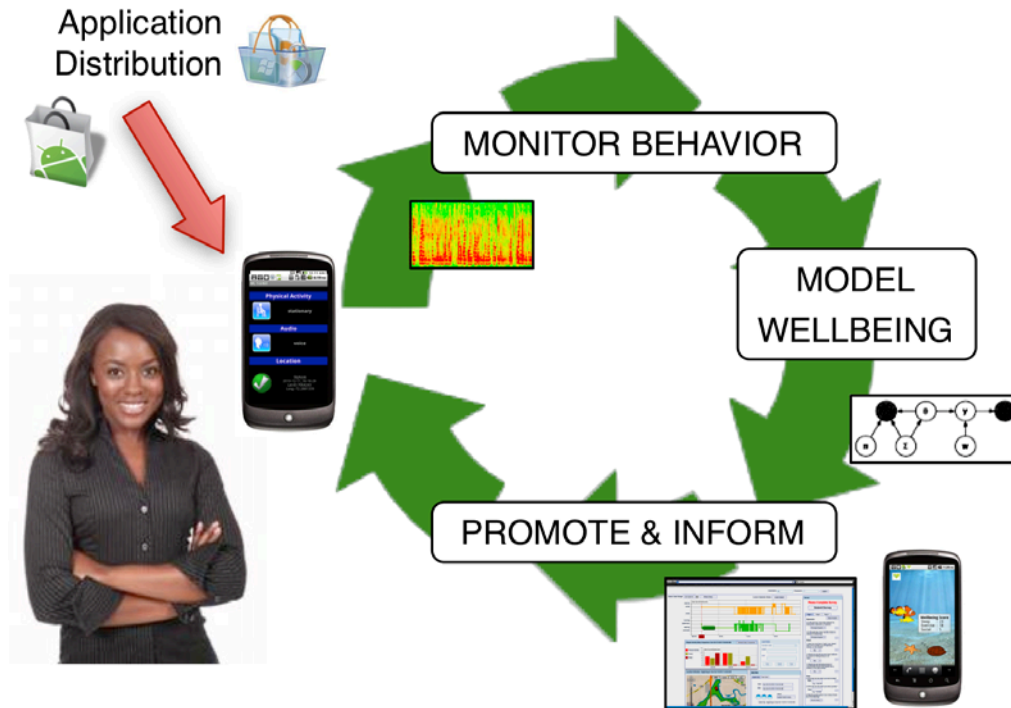


Introduction

- Introducing **BeWell** – “A real-time, continuous sensing application for smartphones, that provides easily digested feedback that promotes healthier lifestyle decisions.”
- BeWell runs on off-the-self smartphones and uses the on-board sensors of the device (no external sensors needed).
- Uses multiple dimensions of behaviors and (almost) all data is acquired automatically.



Architecture



1. Monitor Behavior
2. Model Wellbeing
3. Promote and Inform User

Monitoring & Modeling Wellbeing

- Three user activities are monitored:
- **Sleep, Physical Activity, Social Interaction.**
- Every activity is assessed independently and a wellbeing score between 0 and 100 is calculated. (0 poor health, 100 meets guidelines)

Sleep

- Quality and quantity of sleep have influence on wellbeing.
- BeWell only measures quantity (i.e. Sleep duration).
- Done by measuring mobile phone usage (recharging, movement and ambient sound)
- Error about +/- 1.5h (!)
- Wellbeing score calculated by a gaussian function.



$$sleep_{day}(HR_{act}) = Ae^{-\frac{(HR_{act} - HR_{ideal})^2}{2(HR_{hi} - HR_{lo})^2}}$$

Physical Activity

- Impact on heart diseases, cancer, depression, self-esteem, mood, sleep, stress.
- BeWell distinguishes driving, walking, stationary and running by using the accelerometer and GPS. Muscle-strengthening activities are entered manually in the webportal by the user.
- “Metabolic Equivalent of Task” (MET) (measures energy costs of physical activities) MET values are between 0.9 (sleeping) and 18 (fast running).
- Score is calculated as a linear regression.



$$physical_{day}(MET_{act}) = (MET_{hi} - MET_{lo})MET_{act} + MET_{lo}$$

Social Interaction

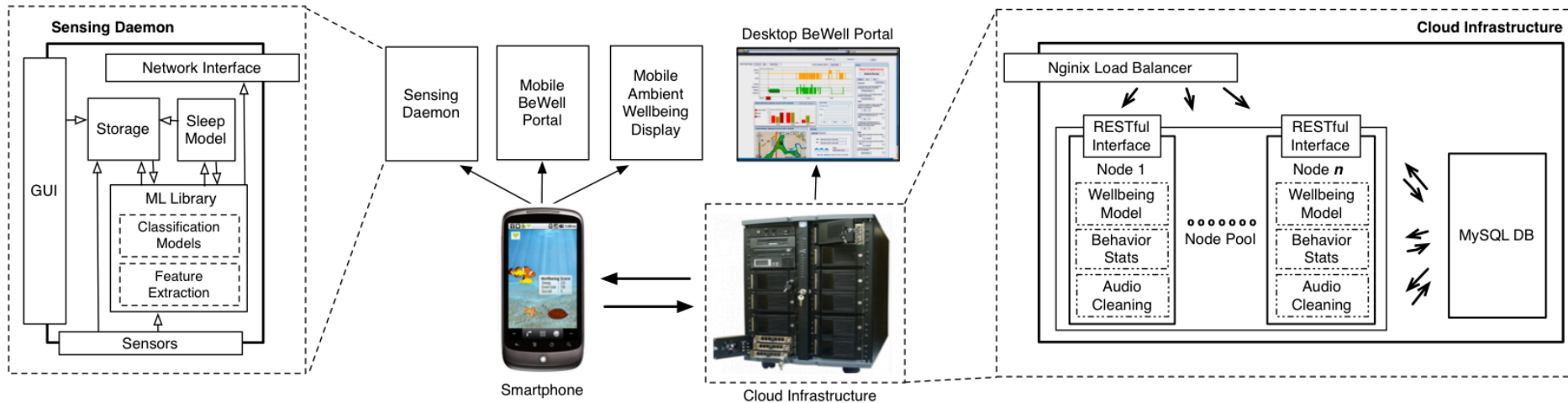
- Impact on psychological wellbeing, more resistant to stress, mental illnesses and chronic diseases.
- BeWell measures duration of ambient conversations through the microphone.
- Score is calculated as a linear regression.



$$social_{day}(DUR_{act}) = (DUR_{hi} - DUR_{lo})DUR_{act} + DUR_{lo}$$

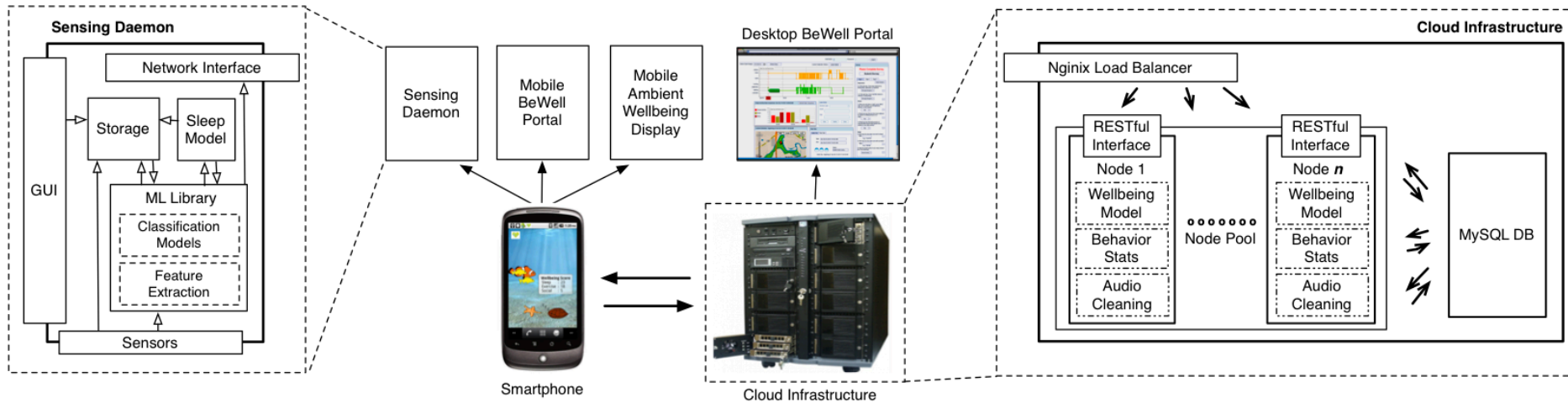
- DUR_{hi} is empirically determined and DUR_{lo} is simply set to 0.

Implementation



- Sensing Daemon
- Mobile BeWell Portal
- Mobile Ambient Wellbeing Display
- Desktop BeWell Portal
- Cloud Infrastructure

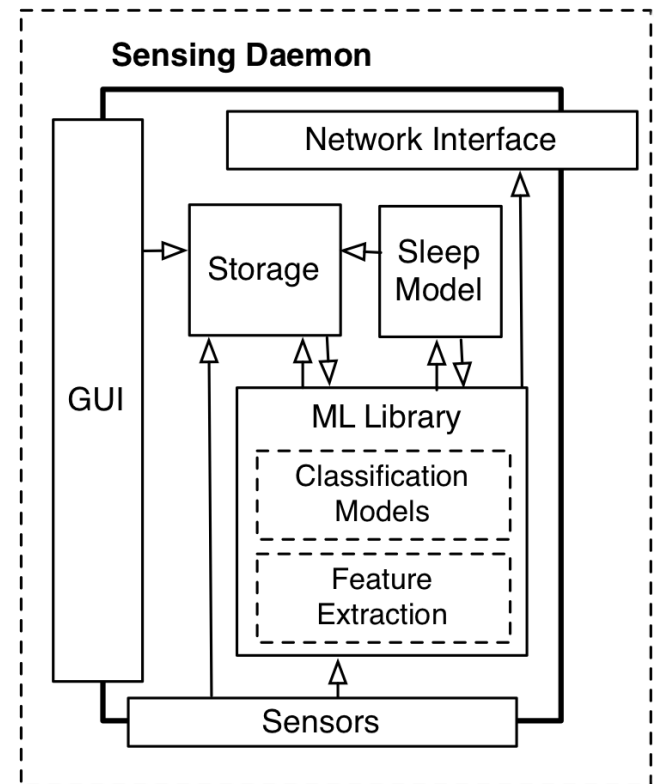
Implementation



- **Sensing Daemon**
- Mobile BeWell Portal
- **Mobile Ambient Wellbeing Display**
- **Desktop BeWell Portal**
- Cloud Infrastructure

Sensing Daemon

- Data from three sensors is gathered: **GPS**, **accelerometer** and **microphone**.
- ML Library (C) plus device specific components (Java) handle communication, storage and the UI.
- Classification pipeline does the inference of the user behavior, through continuously sampling the sensors and feature extraction.
- Data stored in SQLite files and pushed to the cloud whenever WiFi and line-power is available.



Mobile Ambient Wellbeing Display

- Ambient Display on phone's lock-screen and wallpaper.
- Clown Fish: Physical activity, the more physical activity, the faster moves the fish.
- Turtle: Sleep, if the user lacks of sleep, the turtle sleeps for him.
- School of Fish: Social Interaction, more fishes represent more social interactions.



Desktop BeWell Portal

- User can view the behavior in a diary-like manner, as well as see all the data the app gathered (and edit it). E.g. listen to the sound data, browse the GPS locations.
- User can fill out standard medical surveys that monitor depression, sleep and wellbeing (additional data source).



Evaluation - Benchmark

- The BeWell app consumes resources for the (ambient) GUI, the acceleration and audio classification of about 31% of the CPU.
- This drains the battery (extended 3200 mAh) so it needs to be recharged (“quickly”) during the day and in the evening.
- Comparison with the Phone’s MP3 player (16%), but with enabled visualizations.



Evaluation - Privacy

- Necessary since for detecting social interacting the microphone records ambient conversations.
- Enough information must be available to detect a conversation, but not the content of the conversation (i.e. the spoken words).
- A cleaning process is performed in the cloud on the servers. Every second is segmented into 12 chunks and every 3rd chunk is zeroed out.



Evaluation – Behavioral Inference

Accuracy

- Experiment with 5 people and manually recorded ground truth.
- Sleep duration error is about +/- 1.5h what is regarded by medical studies to be accurate enough.
- Social interaction recognition difficult, because different kinds of ambient conversations (watching TV, somebody else talks). Error is about 14%.
- Overall physical activity error is about 22%.

Future Work


- Further **increase the accuracy** of sensing the sleep duration, social interaction and physical activities (include muscle-strengthening).
- Add even more dimensions, e.g. nutrition and sleep quality.
- Get a more accurate measurement for physical activity or include parameters for MET (age, weight, sex, fitness...)
- Perform an experiment with more people over a longer period.

Reviews

- Overall Rating – average: 2.1 (accept) / median: 2 (accept)
- New Insights? – average: 3.7 (agree) / median: 4 (agree)
- Originality – average: 3.7 (agree) / median: 4 (agree)
- Presentation – average: 4.2 (good) / median: 4 (good)
- Related Work – average: 3.0 (good) / median: 3 (good)
- Contributions – average: 3.9 (strongly) / median: 4 (strongly)

Mobile Sensing Platform – An Embedded Activity Recognition System

- Small wearable device designed for activity recognition.
- Linux, 416MHz CPU, 2GB Flash, Bluetooth, ZB, USB, IR, 115g, 20h
- Different kind of sensors: Mic, IR & visible light detector, accelerometer, barometer, temperature, humidity, 3D compass, 3D magnetometer, 3D gyro.



Evolution of a platform

- Shows the evolution steps in developing the platform.
- v1 communicated via Bluetooth since it had no local storage, but the connection was interrupted very often.
- v2 included local storage to solve this problem, better cpu and a bigger battery.
- Communicates to a mobile phone via Bluetooth to use its display for feedback to the user, as well via a ambient display.

Questions?

